




# CUH Series Thick Film Ultra High Power Chip Resistor Product Specifications

Document No.	S-10-12-45-06
Revision Date	2020/11/09
Page No.	1/10

## ■ Thick Film Ultra High Power Chip Resistor — CUH Series



### ■ Application

- Consumer electrical
- Home Appliance: Air conditioner, Refrigerator
- Computer & relative products: Main board
- Communication equipment: Cell phone, Fax machine
- Power equipment: Power supply , Illumination equipment
- Measuring instrument: Electric meter, Navigation equipment

### ■ Features

- Small size and light weight
- Reliability, high quality

### ■ Parts Number Explanation

Example:

CUH	0603	J	10R0	P	05	Z
Product Type	Size (Inch)	Resistor Tolerance	Resistor Value	Package	Quantity	Optional
<b>CUH:</b> Thick Film Ultra High Power Chip Resistor	0402 0603 0805 1206 1210 2010 2512	D : ±0.5% F : ±1% G : ±2% J : ±5%	0R=0R00 10mR=R010 100mR=R100 1R=1R00 10R=10R0 100R=100R 1K=1K00 1M=1M00	P : Paper Taping (0603~1210) Q : Paper Taping (0402) E : Embossed Taping	04 : 4000PCS 05 : 5000PCS 10 : 10000PCS 40 : 40000PCS 50 : 50000PCS	Z : Default code 7 : TCR ±200ppm



## CUH Series Thick Film Ultra High Power Chip Resistor Product Specifications

Document No.	S-10-12-45-06
Revision Date	2020/11/09
Page No.	2/10

### Ultra High Power Rating Electrical Specifications

Item Type	Rated Power at 70°C	Max Working Voltage	Max Overload Voltage	T.C.R. (PPM/°C)	Resistance Range			
					D(±0.5%)	F(±1%) G(±2%)	J(±5%)	
CUH0402	0.2W	50V	100V	±400	-	$1\Omega \leq R < 10\Omega$		
				±100	$10\Omega \leq R \leq 1M\Omega$	$10\Omega \leq R \leq 10M\Omega$		
CUH0603	0.33W	150V	200V	±400	-	$1\Omega \leq R < 10\Omega$		
				±100	$10\Omega \leq R \leq 1M\Omega$	$10\Omega \leq R \leq 10M\Omega$		
CUH 0805	0.5W	200V	300V	±400	-	$1\Omega \leq R < 10\Omega$		
				±100	$10\Omega \leq R \leq 1M\Omega$	$10\Omega \leq R \leq 10M\Omega$		
CUH1206	0.75W	200V	400V	±400	-	$1\Omega \leq R < 10\Omega$		
				±100	$10\Omega \leq R \leq 1M\Omega$	$10\Omega \leq R \leq 10M\Omega$		
CUH1210	1W			±400	-	$1\Omega \leq R < 10\Omega$		
				±100	$10\Omega \leq R \leq 1M\Omega$	$10\Omega \leq R \leq 10M\Omega$		
CUH2010	1.5W			±400	-	$1\Omega \leq R < 10\Omega$		
				±150	$10\Omega \leq R \leq 1M\Omega$	$10\Omega \leq R \leq 10M\Omega$		
CUH2512	3W			250V	500V	±400	-	$1\Omega \leq R < 10\Omega$
						±150	$10\Omega \leq R \leq 1M\Omega$	$10\Omega \leq R \leq 10M\Omega$

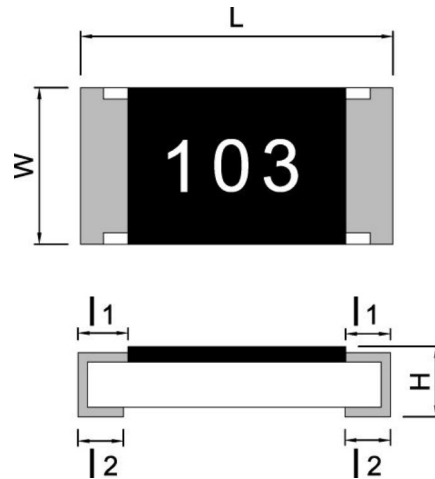
- For non-standard parts, please contact our sales dept.
- Operating Temperature Range :  $-55^{\circ}\text{C} \sim +155^{\circ}\text{C}$ .
- Type CUH0402/0603/0805/1206/1210/2010/2512  $1\Omega \leq R < 10\Omega$  optional code 「7」 is TCR:  $\pm 200\text{PPM}$



**CUH Series Thick Film Ultra High Power  
Chip Resistor Product Specifications**

Document No.	S-10-12-45-06
Revision Date	2020/11/09
Page No.	3/10

■ Type Dimension



CUH0402 / CUH0603 / CUH0805 / CUH1206  
CUH1210 / CUH1812 / CUH2010 / CUH2512

TYPE	L	W	H	l <sub>1</sub>	l <sub>2</sub>
CUH0402	1.00 ± 0.10	0.50 ± 0.05	0.30 ± 0.05	0.15 ± 0.10	0.20 ± 0.10
CUH0603	1.60 ± 0.20	0.80 ± 0.15	0.40 ± 0.10	0.30 ± 0.20	0.30 ± 0.10
CUH0805	2.00 ± 0.20	1.25 ± 0.15	0.50 ± 0.15	0.30 ± 0.15	0.40 ± 0.15
CUH1206	3.05 ± 0.10	1.60 ± 0.20	0.55 ± 0.15	0.40 ± 0.20	0.50 ± 0.20
CUH1210	3.05 ± 0.10	2.50 ± 0.20	0.55 ± 0.15	0.50 ± 0.20	0.50 ± 0.20
CUH2010	5.00 ± 0.20	2.50 ± 0.20	0.55 ± 0.10	0.60 ± 0.20	0.60 ± 0.20
CUH2512	6.30 ± 0.20	3.20 ± 0.20	0.68 ± 0.15	0.60 ± 0.20	0.60 ± 0.20

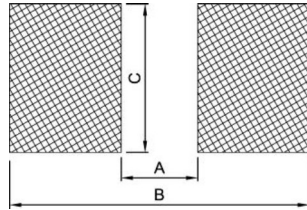


# CUH Series Thick Film Ultra High Power Chip Resistor Product Specifications

Document No.	S-10-12-45-06
Revision Date	2020/11/09
Page No.	4/10

## ● General Information

### ■ Recommend Land Pattern Design



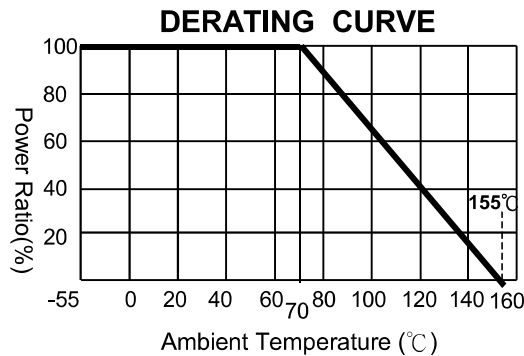
### ■ Dimension

Unit: mm

Item	Type	0402	0603	0805	1206	1210	1812	2010	2512
A		0.60	0.80	1.30	2.20	2.00	3.11	3.80	4.90
B		1.60	2.40	2.90	4.20	4.40	5.91	6.60	8.10
C		0.70	1.00	1.40	1.70	2.70	3.00	2.70	3.40

## ■ Performance Characteristics

### ■ Power Derating Curve



Power rating or current rating is in the case based on continuous full-load at ambient temperature of 70°C. For operation at ambient temperature in excess of 70°C, the load should be derated in accordance with figure of derating Curve.

### ■ Voltage Rating or Current Rating

Resistance Range:  $\geq 1\Omega$

Rated Voltage: The resistor shall have a DC continuous working voltage or a RMS AC continuous working voltage at commercial-line frequency and wave form corresponding to the power rating, as determined formula as following:

$$E(RCWV) = \sqrt{P \times R}$$

E=Rated voltage(V)  
 P=Power rating(W)  
 R=Nominal resistance( $\Omega$ )



# CUH Series Thick Film Ultra High Power Chip Resistor Product Specifications

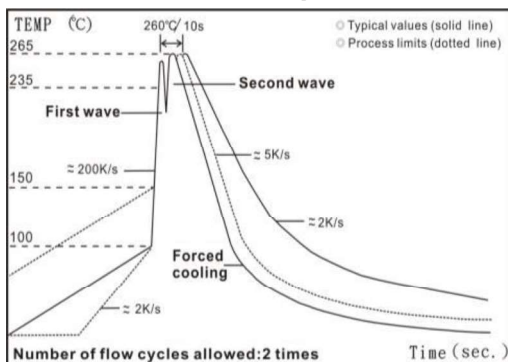
Document No.	S-10-12-45-06
Revision Date	2020/11/09
Page No.	5/10

## ● Reliability Test and Requirement

Test Item	Test Method	Procedure	Requirements
Temperature Coefficient of Resistance (T.C.R)	JIS-C-5201-1 4.8 IEC-60115-1 4.8	At 25 / -55°C and 25°C /+155°C, 25°C is the reference temperature	As Spec
Short Time Overload	JIS-C-5201-1 4.13 IEC-60115-1 4.13	Ultra Power : 5 × Rated power or Max Overload Voltage whichever is less for 5 seconds	1% and below : ±(1.0%+0.05Ω) 2%、5% : ±(2.0%+0.10Ω)
Leaching	JIS-C-5201-1 4.18 IEC-60068-2-58 8.2.1	260±5°C for 30 seconds.	Individual leaching area ≤5% Total leaching area ≤ 10%
Resistance to Soldering Heat	JIS-C-5201-1 4.18 IEC-60115-1 4.18	260±5°C for 10 seconds.	1% and below : ±(0.5%+0.05Ω) 2%、5% : ±(1.0%+0.05Ω)
Rapid Change of Temperature	JIS-C-5201-1 4.19 IEC-60115-1 4.19	-55°C to +155°C, 5 cycles	1% and below : ±(0.5%+0.05Ω) 2%、5% : ±(1.0%+0.10Ω)
Resistance to Solvent	JIS-C-5201-1 4.29	The tested resistor be immersed into isopropyl alcohol of 20~25°C for 60 secs. Then the resistor is left in the room for 48 hrs.	1% and below : ±(0.5%+0.05Ω) 2%、5% : ±(0.5%+0.05Ω)
Damp Heat with Load	JIS-C-5201-1 4.24 IEC-60115-1 4.24	40±2°C, 90~95% R.H. RCWV or Max. working voltage whichever is less for 1000 hrs with 1.5 hrs "ON" and 0.5 hrs "OFF" .	1% and below : ±(1.0%+0.05Ω) 2%、5% : ±(2.0%+0.05Ω) Value <1Ω : ±(2.0%+0.05Ω)
Load Life (Endurance)	JIS-C-5201-1 4.25 IEC-60115-1 4.25.1	70±2°C, RCWV or Max. working voltage whichever is less for 1000 hrs with 1.5 hrs "ON" and 0.5 hr "OFF" .	1% and below : ±(1.0%+0.05Ω) 2%、5% : ±(3.0%+0.10Ω) Value <1Ω : ±(3.0%+0.10Ω)
Insulation Resistance	JJIS-C-5201-1 4.6 IEC-60115-1 4.6	Apply 100VDC for 1 minute.	≥10GΩ
Bending Strength	JIS-C-5201-1 4.33 IEC-60115-1 4.33	Bending once for 5 seconds D : 0402、0603、0805=5mm 1206、1210、1812=3mm 1218、2010、2512、2030=2mm	1% and below : ±(1.0%+0.05Ω) 2%、5% : ±(1.0%+0.05Ω)

## ■ Recommended Customer Soldering Parameters

### ■ Wave solder Temperature condition

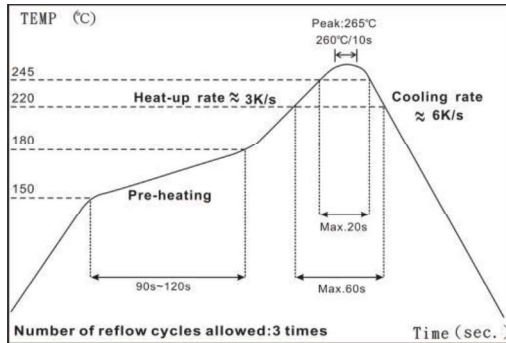




# CUH Series Thick Film Ultra High Power Chip Resistor Product Specifications

Document No.	S-10-12-45-06
Revision Date	2020/11/09
Page No.	6/10

## ■ Solder reflow Temperature condition



■ Rework temperature (hot air equipment) : 350°C, 3~5seconds

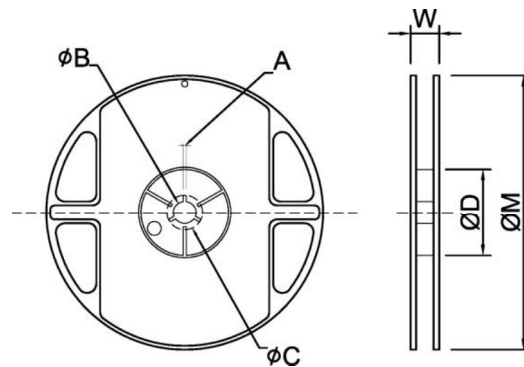
## ■ Recommended reflow methods

IR, vapor phase oven, hot air oven

If reflow temperatures exceed the recommended profile, devices may not meet the performance requirements

## ■ Appendix For SMD Chip Resistor

### ● Packaging Information



### ■ Dimension

Unit:mm

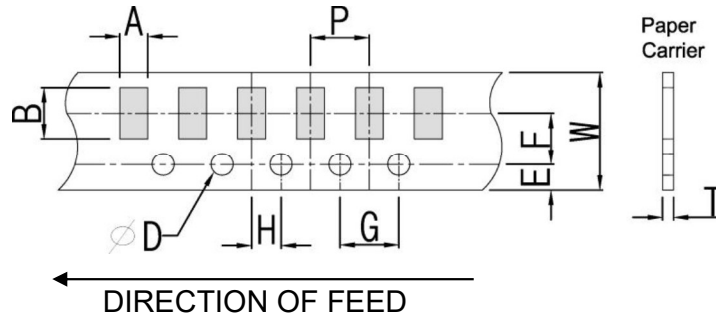
TYPE	SIZE		A	$\phi B$	$\phi C$	$\phi D$	W	$\phi M$
0402	7"	10K/Reel	2.0 $\pm$ 0.5	13.5 $\pm$ 1.0	21 $\pm$ 1.0	60 $\pm$ 1.0	11.5 $\pm$ 2.0	178 $\pm$ 2.0
	13"	40K/50K Reel	2.0 $\pm$ 0.5	13.5 $\pm$ 1.0	21 $\pm$ 1.0	100 $\pm$ 1.0	11.5 $\pm$ 2.0	330 $\pm$ 2.0
0603/0805/1206/1210	7"	5K/Reel	2.0 $\pm$ 0.5	13.5 $\pm$ 1.0	21 $\pm$ 1.0	60 $\pm$ 1.0	11.5 $\pm$ 2.0	178 $\pm$ 2.0
0603/0805 /1206	10"	10K/Reel	2.0 $\pm$ 0.5	13.5 $\pm$ 1.0	21 $\pm$ 1.0	100 $\pm$ 1.0	11.5 $\pm$ 2.0	254 $\pm$ 2.0
	13"	20K/Reel	2.0 $\pm$ 0.5	13.5 $\pm$ 1.0	21 $\pm$ 1.0	100 $\pm$ 1.0	11.5 $\pm$ 2.0	330 $\pm$ 2.0
2010/2512	7"	4K/Reel	2.0 $\pm$ 0.5	13.5 $\pm$ 1.0	21 $\pm$ 1.0	60 $\pm$ 1.0	16.0 $\pm$ 2.0	178 $\pm$ 2.0



# CUH Series Thick Film Ultra High Power Chip Resistor Product Specifications

Document No.	S-10-12-45-06
Revision Date	2020/11/09
Page No.	7/10

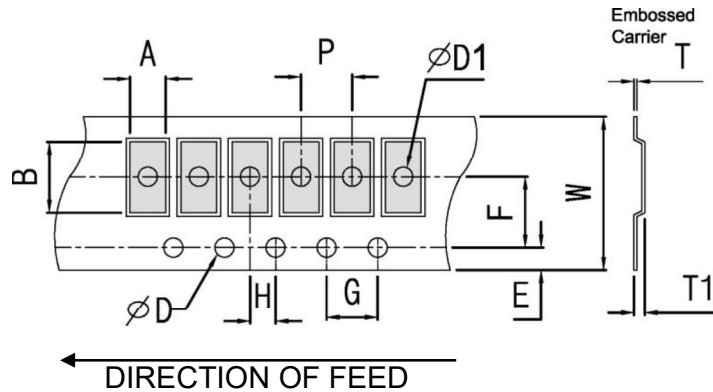
## ■ Tapping Specification



## ■ Dimension

Unit: mm

Packaging	Type	A	B	W	E	F	G	H	T	$\phi D$	P
Paper Type	0402	0.70±0.1	1.20±0.1	8.0±0.2	1.75±0.1	3.5±0.05	4.0±0.1	2.0±0.05	0.45±0.1	1.50 <sup>+0.10</sup> <sub>-0</sub>	2.0±0.1
	0603	1.05±0.2	1.80±0.2	8.0±0.2	1.75±0.1	3.5±0.05	4.0±0.1	2.0±0.05	0.60±0.1		4.0±0.1
	0805	1.55±0.2	2.30±0.2	8.0±0.2	1.75±0.1	3.5±0.05	4.0±0.1	2.0±0.05	0.75±0.1		
	1206	1.90±0.2	3.50±0.2	8.0±0.2	1.75±0.1	3.5±0.05	4.0±0.1	2.0±0.05	0.75±0.1		
	1210	2.85±0.2	3.50±0.2	8.0±0.2	1.75±0.1	3.5±0.05	4.0±0.1	2.0±0.05	0.75±0.1		



## ■ Dimension

Unit: mm

Packaging	Type	A	B	W	E	F	G	H	T	$\phi D$	$\psi D1$	T1	P
Embossed Type	2010	2.80±0.20	5.60±0.20	12±0.10	1.75±0.10	5.5±0.05	4.0±0.10	2.0±0.05	0.23±0.10	1.50 <sup>+0.10</sup> <sub>-0</sub>	1.50±0.10	0.85±0.15	4.0±0.1
	2512	3.40±0.20	6.70±0.20	12±0.10	1.75±0.10	5.5±0.05	4.0±0.10	2.0±0.05	0.23±0.10		1.50±0.10	0.85±0.15	

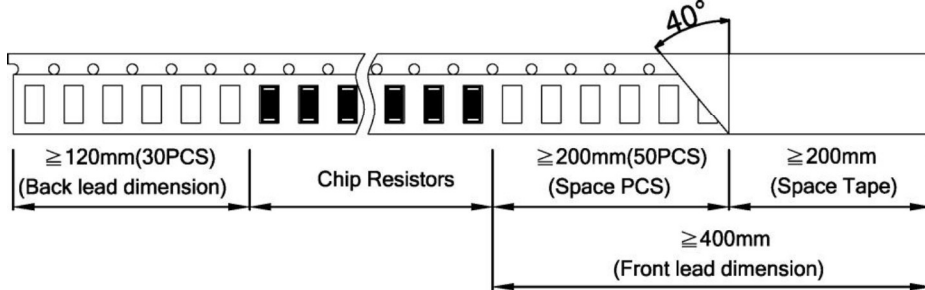


# CUH Series Thick Film Ultra High Power Chip Resistor Product Specifications

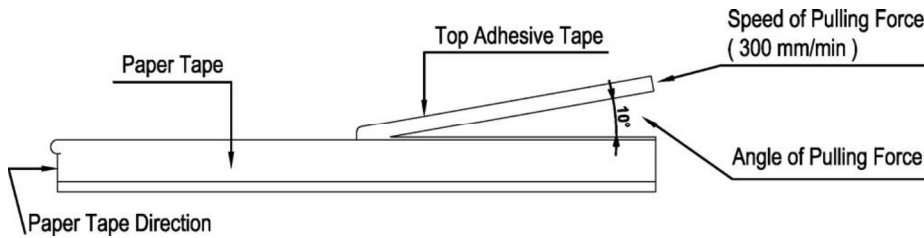
Document No.	S-10-12-45-06
Revision Date	2020/11/09
Page No.	8/10

## ■ Packing Material Data/Storage Data

### ■ Front & Back Lead Dimension

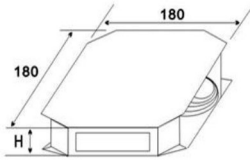


### ■ Top Adhesive Peel Off Strength : 10~70g

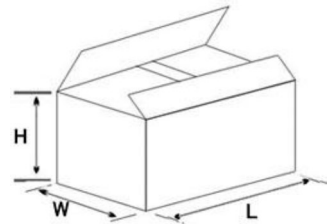


### ■ Package

Inner Box Size	
Reel	Size H(mm)
1	13
2	24
3	36
5	60
10	113



External Box Size			
Contain (Kpcs)	Length (mm)	Width (mm)	Height (mm)
25K	180	180	60
50K	180	180	110
150K	430	200	200
300K	400	400	200



### ■ Storage Data :

Storage time at the environment temp:  $25 \pm 5^\circ\text{C}$  & humidity:  $60 \pm 20\%$  is valid for one year from the date of delivery.

### ■ Product Testing Method:

Our products are tested with our company's tapping & testing equipments by using four-foot probe to touch at the back of both electrodes. Supposed different testing points or methods are requested, please advise beforehand and customized-made production is available.







# CUH Series Thick Film Ultra High Power Chip Resistor Product Specifications

Document No.	S-10-12-45-06
Revision Date	2020/11/09
Page No.	10/10

## ■ mΩ Resistance Codes



0402: no marking



0603: 3 digits



0805~2512: 4 digits

- **0402 : No marking**
- **0603 : 3 digit marking**

1. For E-24 values:

Resistance value	Code	Example
10mΩ ~ 99mΩ	<b>OXX</b>	068 = 68mΩ
100mΩ ~ 990mΩ	<b>RXX</b>	R68 = 680mΩ

E-24	10	11	12	13	15	16	18	20	22	24	27	30	33	36	39	43	47	51	56	62	68	75	82	91
------	----	----	----	----	----	----	----	----	----	----	----	----	----	----	----	----	----	----	----	----	----	----	----	----

2. For E-96 values: excluding values 10/11/13/15/20/75 of E-24 series.

- Standard E-96 Values and 0603 Resistance Codes

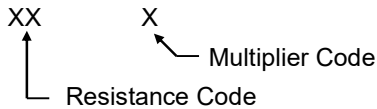
R-Value	100	102	105	107	110	113	115	118	121	124	127	130	133	137	140	143	147	150	154	158	162	165	169	174
Code	01	02	03	04	05	06	07	08	09	10	11	12	13	14	15	16	17	18	19	20	21	22	23	24
R-Value	178	182	187	191	196	200	205	210	215	221	226	232	237	243	249	255	261	267	274	280	287	294	301	309
Code	25	26	27	28	29	30	31	32	33	34	35	36	37	38	39	40	41	42	43	44	45	46	47	48
R-Value	316	324	332	340	348	357	365	374	383	392	402	412	422	432	442	453	464	475	487	499	511	523	536	549
Code	49	50	51	52	53	54	55	56	57	58	59	60	61	62	63	64	65	66	67	68	69	70	71	72
R-Value	562	576	590	604	619	634	649	665	681	698	715	732	750	768	787	806	825	845	866	887	909	931	953	976
Code	73	74	75	76	77	78	79	80	81	82	83	84	85	86	87	88	89	90	91	92	93	94	95	96

- E-96 Multiplier Code

Code	A	B	C	D	E	F	G	H	X	Y	Z
Multiplier	10 <sup>0</sup>	10 <sup>1</sup>	10 <sup>2</sup>	10 <sup>3</sup>	10 <sup>4</sup>	10 <sup>5</sup>	10 <sup>6</sup>	10 <sup>7</sup>	10 <sup>-1</sup>	10 <sup>-2</sup>	10 <sup>-3</sup>

- 0603 3 digits coding formula for E-96 values as following:

CODING FORMULA



$$\text{Example: } 499 \text{ m}\Omega = 499 \times 10^{-3} \Omega = \mathbf{68Z}$$

68      Z

## ■ 0805~2512 : 4 digit marking

1. For E-24 values:

Resistance value	Code	Example
10mΩ ~ 990mΩ	<b>RXXX</b>	R680 = 680mΩ

■ Note: jumper zero ohm resistor marking code is one 「0」 (except type below 0402).