

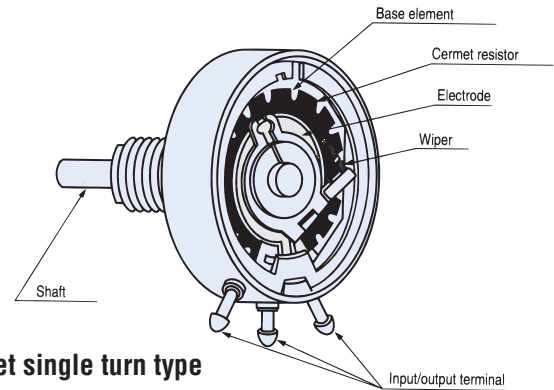
# CERMET SINGLE TURN TYPE

# JP-30

RoHS compliant



## Basic construction



## Cermet single turn type

## FEATURES

- Cost effective (In house comparison)
- High resolution (Essentially infinite)
- RoHS compliant

## PART NUMBER DESIGNATION

JP-30-1k

Series name  
JP-30 : For sensor

Nominal resistance value (Ω)  
500, 1 k, 2 k, 5 k, 10 k, 20 k, 50 k, 100 k

## STANDARD SPECIFICATIONS

Item	Part number	JP-30
Resistance tolerance	%	± 2
Resolution		Essentially infinite
Independent linearity	%	± 0.5
Effective electrical angle		300° ± 1°
Mechanical angle		360° continuous
Power rating (at 40 °C)	W	1.5
Dielectric strength	Vrms	1000 1 min
Insulation resistance	MΩ minimum	1000 (at DC500 V)
Rotational torque	mN·m {gf·cm}	2.94 {30} maximum
Peak noise		2 % or 100 Ω, whichever is greater
Temp. coefficient of resistance	10 <sup>-6</sup> /°C	± 150
Operating temp. range	°C	-55 ~ 85
Maximum rotational speed	r/min	150
Rotational life		3 million revolution
Net weight	g	Approx. 26
Strength of tighten screw		0.98 N·m {10 kgf·cm} maximum

\* Perform soldering of the terminals at 380 °C for no more three seconds, and avoid applying excess heat. Also, avoid applying outside force to the terminals.  
In case of using multiturn potentiometers, when rotating the shaft to the mechanical limit, apply torque below the strength of the stopper. Also, give due consideration to thrust and radial loading.

# JP-30

## POTENTIOMETERS

### LIST OF PART NUMBERS

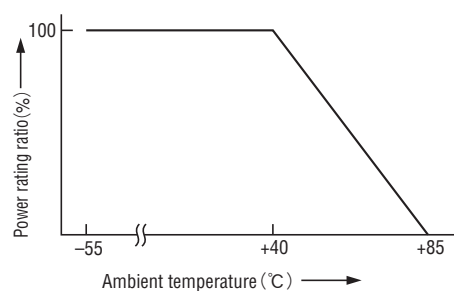
Application	Series name	Nominal resistance value	Part number
For sensor	JP-30	500 Ω	JP-30 500
		1 kΩ	JP-30 1 k
		2 kΩ	JP-30 2 k
		5 kΩ	JP-30 5 k
		10 kΩ	JP-30 10 k
		20 kΩ	JP-30 20 k
		50 kΩ	JP-30 50 k
		100 kΩ	JP-30 100 k

※ Verify the above part numbers when placing orders.

### NOMINAL RESISTANCE VALUE · RATED VOLTAGE · RATED CURRENT

Nominal resistance value (Ω)	JP-30	
	Rated voltage (V)	Rated current (mA)
500	27.3	54.7
1 k	38.7	38.7
2 k	54.7	27.3
5 k	86.6	17.3
10k	122	12.2
20 k	173	8.66
50 k	273	5.47
100 k	387	3.87

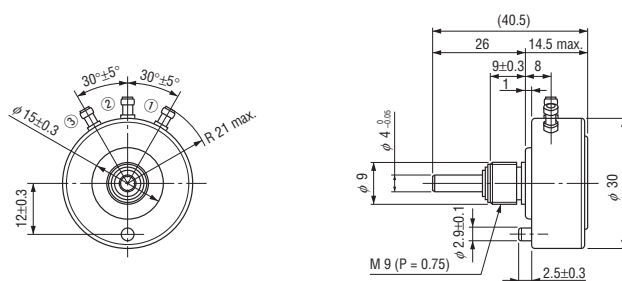
### RATED POWER DERATING CURVE



### OUTLINE DIMENSIONS

Unless otherwise specified, tolerance: ± 0.5 (Unit: mm)

#### JP-30 For sensor



#### (Accessories)

